



Cartzy - Profit Spy App

Syeda Khadija Phool - 2024-02-09 - Cartzy Apps

Table of contents

1. [Find products in Profispy](#)
 - [eBay Products](#)
 - [Walmart Products](#)
 - [Search bar](#)
 - [Product not found](#)
 2. [Import products from Profitspy to Cartzy](#)
 3. [Publish the imported products to Cartzy](#)
 4. [Settings](#)
 5. [Video: Profitspy USA](#)
 6. [Selling internationally](#)
-

Looking to make more money with your online store? Then you need to check out Profit Spy! This powerful tool can help you identify what's selling well on other stores and adapt those strategies for your own business.

Profitspy syncs your Cartzy account with eBay and Walmart and extracts several top-rated products for you to add to your Cartzy store. Once you import the products from the supplier's site to your Cartzy store, you don't need to worry about price changes or inventory status! It all gets synced and updated so the product information on your store is always the same as on the supplier's site.

How to get started with Profitspy? Well, here are three major steps:

1. Find products in Profitspy
2. Import products from Profitspy to Cartzy
3. Publish the imported products to Cartzy

Find products in Profispy

1. To find the products in Profitspy, go to **Profitspy > Find Products**.

2. You will see two main options under **Sources** i.e., **eBay**, and **Walmart**. Select the supplier whose products you want to find and import to your Cartzy store.

3. When you select one of the suppliers, further filters will appear in the right panel. Using these filters you can find the product that aligns with your business needs or your interests.

- **Categories:** If you are finding some specific products, setting the category filter can help you optimize your search results. Or, leave it to “All” if you are unsure about the product category.
- **Cost Range:** Find the products lying within your cost range. Define your cost range by adjusting the slider.
- **Avg. Product Rating:** Find the products within the specified range of avg. product rating.
- **Total Number of Reviews:** Another layer to filter the products by defining the range for the number of reviews the products should have.
- **Sort (by):** Select the view for the filtered products list using the following options.
 - **Product name** (alphabetically, and in the opposite order)
 - **Cost** (ascending/descending order)
- **Top Rated Plus (only for eBay):** Select this option if you want to view only the top-rated plus products on eBay. This filter is only valid for eBay products.
- **eBay Money Back Guarantee (only for eBay):** Select this option if you want to find products that have a “money-back guarantee” enabled on eBay. Again, this filter is available only for eBay products.

4. After adjusting the above filters, hit the **Apply** button to find the products against the filter settings.

□ You can always hit the **Reset** button to get back to the default view of products (without any filters).

eBay Products

The gif shared below demonstrates the filters for finding eBay products.

Four Star ...

Dashboard
Store Management
Products
Orders
Customers
Analytics
Marketing
Discounts

APPS
Profit Spy
Find Products
Import List
Order Fulfillment
Settings

SALES CHANNELS
Online Store
Facebook Marketplace
Walmart

Find Products

Search using Title, eBay Item ID

25

ebay

J201 (10 Pcs) JFET N-Channel 50 MA 40V TO-92 Transistor - From USA

Product Cost

\$5.25

Shipping Cost

\$0

Rating

★ 0 (0)

Available

More than 10

Item Sold

1289

Sales

\$6767

MR1521 - Shindengen IC - From USA

Product Cost

\$8.45

Shipping Cost

\$0

Rating

★ 0 (0)

Available

More than 10

Item Sold

108

Sales

\$913

! NEW DESIGN! SLIPPER CLUTCH & BEARING ELIMINATOR TRAXXAS 1/10 SLASH 2WD 5556 NB

Product Cost

\$11.50

Shipping Cost

\$0

Rating

★ 0 (0)

BEST SELLERS

Source

☒ eBay
☐ Walmart

Categories

All Categories

Cost Range

Input Value

Avg. Product Rating

Input Value

Total No. of Reviews

Input Value

Sort

Product Name

Cost

You can also find eBay's best-selling products by simply turning on the toggle **"Best Sellers"**.

Find Products

Search using Title, eBay Item ID

25

ebay - Best Sellers

BEST SELLERS

☒

J201 (10 Pcs) JFET N-Channel 50 MA 40V TO-92 Transistor - From USA

Product Cost

\$5.25

Shipping Cost

\$0

Rating

★ 0 (0)

Available

More than 10

Item Sold

1289

Sales

\$6767

MR1521 - Shindengen IC - From USA

Product Cost

\$8.45

Shipping Cost

\$0

Rating

★ 0 (0)

Available

More than 10

Item Sold

108

Sales

\$913

! NEW DESIGN! SLIPPER CLUTCH & BEARING ELIMINATOR TRAXXAS 1/10 SLASH 2WD 5556 NB

Product Cost

\$11.50

Shipping Cost

\$0

Rating

★ 0 (0)

Source

☒ eBay
☐ Walmart

Categories

All Categories

Cost Range

Input Value

Avg. Product Rating

Input Value

Total No. of Reviews

Input Value

RESET

APPLY

Walmart Products

The gif shared below demonstrates the filters for finding Walmart products.

Four Star ...

Dashboard

Store Management

Products

Orders

Customers

Analytics

Marketing

Discounts

APPS

Profit Spy

Find Products

Import List

Order Fulfillment

Settings

SALES CHANNELS

Online Store


Facebook Marketplace

Walmart

Find Products

Search using Title, Walmart Item ID

Walmart



J201 (10 Pcs) JFET N-Channel 50 MA 40V TO-92 Transistor - From USA

Product Cost

\$5.25

Shipping Cost

\$0

Rating

★ 0 (0)

Available


More than 10

Item Sold

1289

Sales

\$ 6767



MR1521 - Shindengen IC - From USA

Product Cost

\$8.45

Shipping Cost

\$0

Rating

★ 0 (0)

Available


More than 10

Item Sold

108

Sales

\$ 913



! NEW DESIGN! SLIPPER CLUTCH & BEARING ELIMINATOR TRAXXAS 1/10 SLASH 2WD 5556 NB

Product Cost

\$11.50

Shipping Cost

\$0

Rating

★ 0 (0)

Source

☐ eBay
 ☒ Walmart

Categories

All Categories

Cost Range

Input Value

Avg. Product Rating

Input Value

Total No. of Reviews

Input Value

Sort

Product Name

Cost

Search bar

If you are using the search bar to find a particular product, please be mindful of its functionality. It will search for products from the selected supplier's pool. For example, if you have selected eBay under **Source**, and type a keyword in the search bar to find the related product, then the search results will be displayed only for the eBay products. In other words, the search results for the same product can vary based on the selected supplier.


Product searched in eBay

Find Products

teeter

ebay

BEST SELLERS



!HOT BUY! TEETER BEST SELLER! Teeter EP-560 Ltd Inversion Table - E61006

Product Cost

\$329.00

Shipping Cost

\$0

Rating

★ 0 (0)

Available


More than 10

Item Sold

576

Sales

\$ 189504



!HOT BUY! TEETER BEST SELLER! Teeter EP-560 Ltd Inversion Table - E61006F

Product Cost

\$329.00

Shipping Cost

\$0

Rating

★ 0 (0)

Available

More than 10

Item Sold

576

Sales

\$ 189504

Source

☒ eBay
 ☐ Walmart

Categories

All Categories

Cost Range

Input Value

Avg. Product Rating

Input Value

Total No. of Reviews

Input Value

Product searched in Walmart

Find Products

Search:

Walmart

Product Image	Product Name	Product Cost	Shipping Cost	Rating	Stock
	Costway Kids 360 Degree Rotation Seesaw Teeter Totter Outdoor Play Set Toy	\$62.99	\$0	★ 4.6 (48)	Available
	Teeter FitForm Home Gym- Strength Trainer, Total Body Resistance Cable Machine In-One, Personal Training App	\$399.00	\$0	★ 4.5 (129)	Available

Filters:

- Source: ☐ eBay ☒ Walmart
- Categories:
- Cost Range:
- Avg. Product Rating:
- Total No. of Reviews:

Product not found

If an **eBay** or **Walmart** product you want to publish to your Cartzy store is not found in the Profitspy products list page, you can import that product via URL.

Find Products

Search:

Product not found. The product you're looking for might not be in Profit Spy. If you want to add this product to your Import List, follow the following steps:

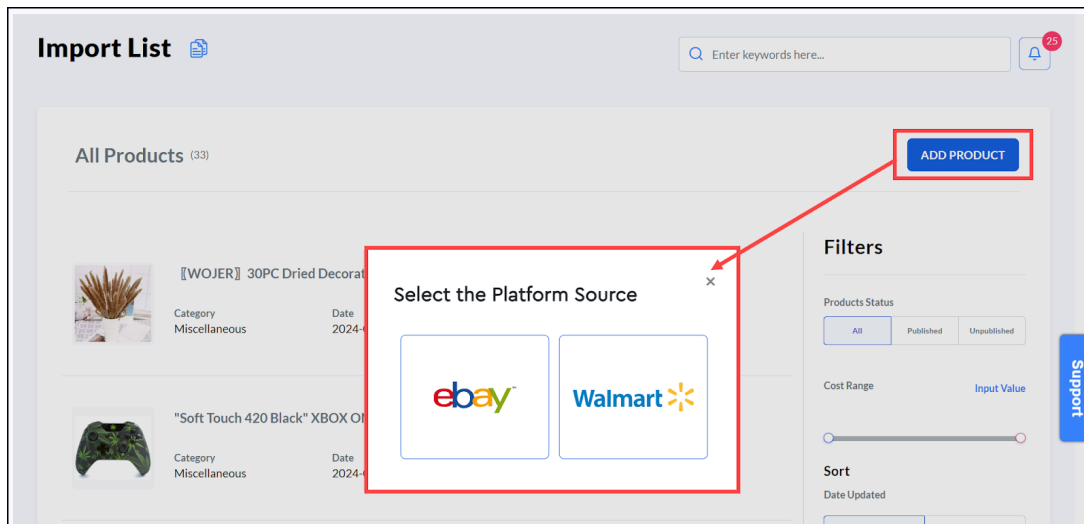
- 1) Go to eBay and search for the product that you want to sell and publish on your store.
- 2) Copy the eBay listing URL.
- 3) Go to Profit Spy > Import List and click on Add Product button.
- 4) Paste the eBay listing URL and hit Add.
- 5) Your product will be downloaded within 1-4 hours.

Filters:

- Source: ☒ eBay ☐ Walmart
- Categories:
- Cost Range:
- Avg. Product Rating:
- Total No. of Reviews:

Support

1. On the **Import List** page, click the **Add Product** button given in the top right corner of the page.
2. Select the platform source from which you want to import the product. Currently, there are only options i.e., **eBay** and **Walmart**. In the screenshots below, we have selected eBay.



3. Whichever platform source you select, on the next popup window, you need to enter the **product name** and **product URL**. Hit **Add** when done.

□ Please note that you can edit the product name at a later stage as well. So, at this time, adding the correct product URL is what matters most.

To select the product URL, you need to open that product page on the selected platform source. In our case it's eBay, so we opened the following product URL: <https://www.ebay.com/itm/145580057031>. The only need for that part of the URL is to copy the product name in the above window. The URL we need is <https://www.ebay.com/itm/145580057031>.

Add Product from eBay

Product Name

Paste eBay product URL

CANCEL ADD

Add Product from Walmart

Product Name

Paste Walmart product URL

CANCEL ADD

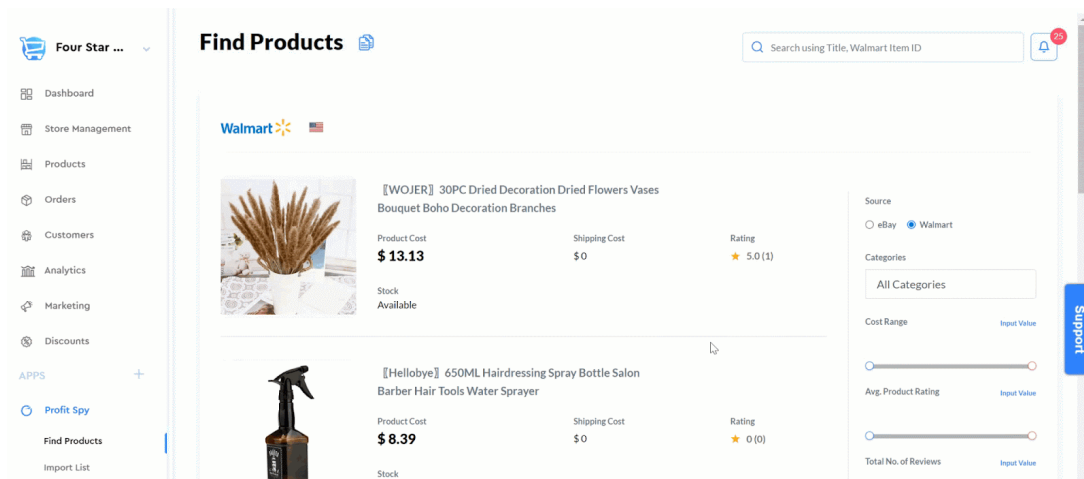
4. Once you click the **Add** button, the downloading of the product begins, and the notification appears that the product download is in queue. It takes 1-4 hours for Profitspy to import the product information from an external platform into the Cartzy interface. Until the product information is completely available, the status of the product will be **"Downloading on Queue"**.

□ Adding a product using this method will list the product directly on your **Import List** **page** under **Profitspy**. As soon as the product is imported, you can publish it to your Cartzy store.



Import products from Profitspy to Cartzy

Once you have shortlisted your products, you can import them to Cartzy. To do so, simply click on the **“Add to Import List”** that appears against the product. The product will be added to the import list and a popup notification will appear on the top right corner of the page.



Store currency

[Configure your store currency](#) before you start importing products to your Cartzy store from Profitspy. Because, later if you try to change the currency, either of the following cases will occur:

1. The store will be locked and currency will not be changed if an order has been placed on your store by a customer.
2. If no sale has been made on your store, you can change the store currency. But in this case, all the imported products will be removed from your store.

Publish the imported products to Cartzy

The next step is to publish the imported products to your store. To do so, follow the steps.

1. Go to **Import List** from the left menu.

2. On the **Import List** page, you will see all the products that you imported from Profitspy. To publish a specific product, you can use the search bar to sort your product from the list.

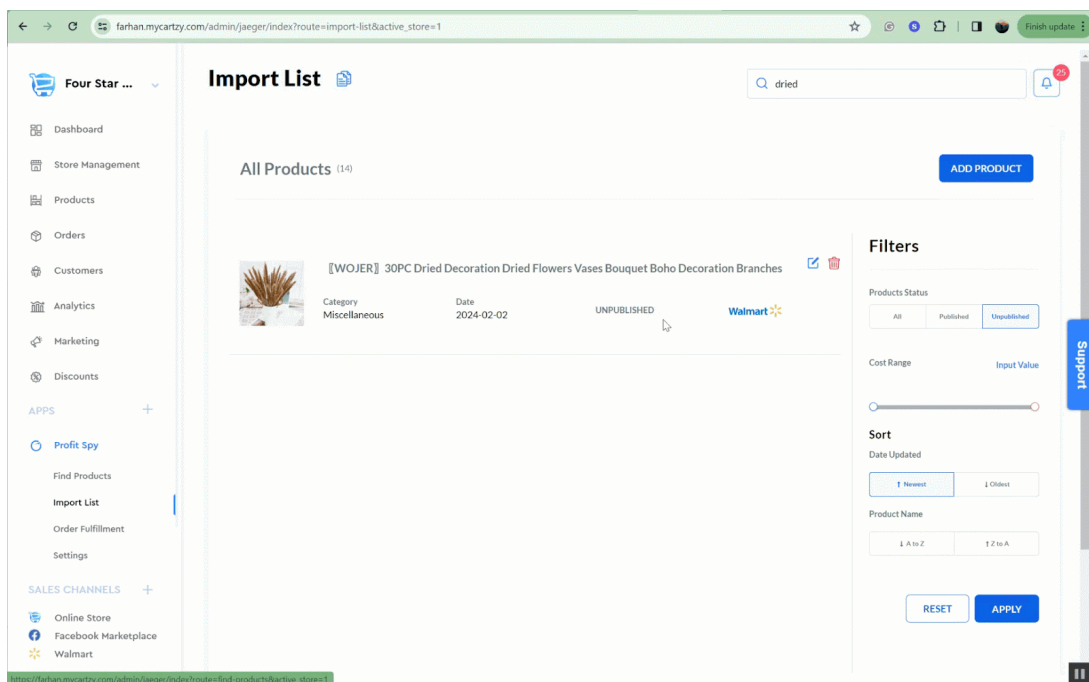
□ You can also use the filters given in the right panel to sort the import list. For example, if you want to view only un-published products, select **“Unpublished”** under the **Product Status** filter.

3. Once the desired product appears, click the **edit option** against it (the tooltip will read **“Publish to store”**). It will redirect you to the **Edit Info** page where you need to update the following information about the product:

- SKU
- Price (at which you want to sell the product)
- SEO page title and description

4. Now, click the **Publish** button given at the top right corner of the page. It will publish the product to your Cartzy store. You will be redirected to the Import List page where the status of the product will be updated to **“Published”**.

5. You can search for the newly published product on your Cartzy storefront. The product will appear in the search results indicating that the product has been published successfully.



Settings

Under the **Profitspy settings**, you can enable the option to automatically adjust your products' prices as per the change in the cost of those products on eBay or Walmart. For example, if a supplier of a product changes the product price on eBay, then Profitspy will automatically update the price of that product in Cartzy taking your profit into account. This can be done for both of the following cases:

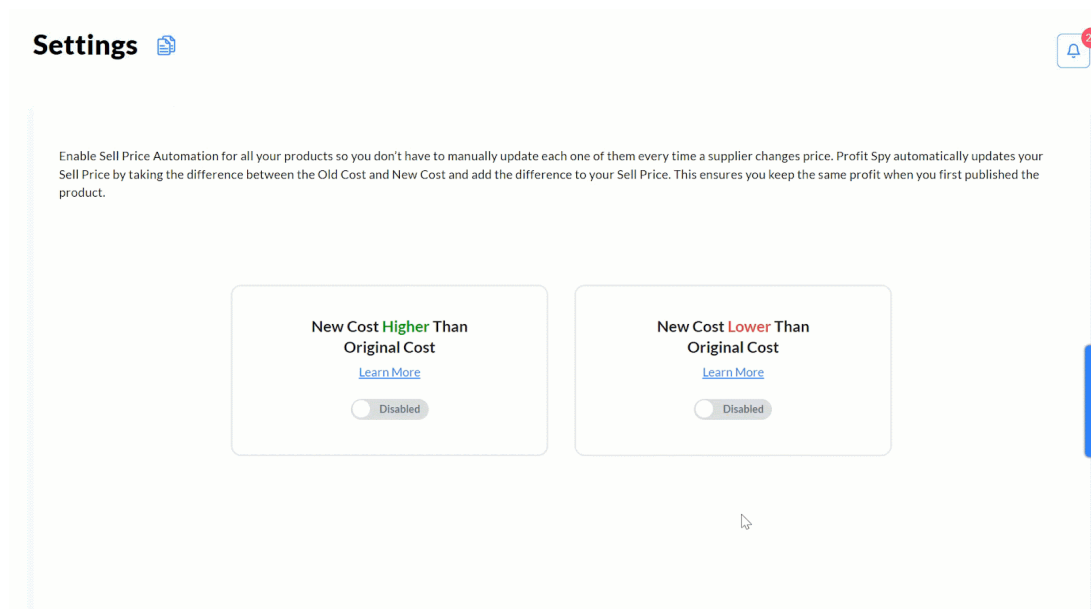
1. The price of the product increases from the previous price.
2. The price of the product decreases as compared to the previous price.

□When a change in cost is detected, Cartzy takes the difference between the new cost and the old cost. It then adds that difference to the old sell price to give you your new sell price.

To automatically adjust the price of your products as per the cost updates so that you can maintain your profit, **enable** the option **“New Cost Higher Than Original Cost”**.

Similarly, if the new cost of the product is lower than the original cost, you can attract more customers by offering the product at a lower price. So, rather than manually updating the price of the product, you can simply enable the option **“New Cost Lower Than Original Cost”**. Now when the product cost decreases, the selling price on your store will also decrease. However, if you want to seize this opportunity to **maximize your profit**, it is advised to keep this option **disabled**.

□If you are running more than one Cartzy store on the same account, then this setting will be applied to all of your Cartzy stores.



Video: Profitspy USA

Shared below is a quick demo video of Profitspy in action.



<https://www.youtube.com/watch?v=IDBHBmpwqzw>

Selling internationally

Profitspy syncs the products for you based on your store currency. If your store currency is set to USD, then it will show you products from American suppliers. Similarly, if your store currency is set to Australian dollars, then it will fetch the products from Australian suppliers.

That is why you need to configure your store currency (based on the region where you want to sell) before you start importing products from Profitspy to your Cartzy store. Your store currency settings will take effect on the checkout page i.e., the currency in which you want to sell the products. Therefore, you need to decide whether you are selling products internationally so you can import Profitspy products accordingly.

Although, the user can select the store currency on the front end of your store to see the product prices in their hometown currency. But, at the time of checkout, they will have to make the payment in the currency that is configured at the backend of your store. For example, if your store currency is set to USD, and the customer is shopping from Canada, then the customer can view the product price in Canadian dollars, but at the time of checkout, they will have to pay in USD.

Watch a quick demo video shared below for currency configuration.

<https://www.youtube.com/watch?v=va9JSg-s92w>