



Types of discounts


Syeda Khadija Phool - 2023-12-02 - Discounts

Types of discounts

1. [Fixed amount](#)
2. [Percentage discount \(%\)](#)
3. [Free shipping](#)
 - [All countries](#)
 - [Specific countries](#)
 - [Exclude shipping rate over a certain amount](#)
4. [Buy X get Y free](#)
 - [Customer buys](#)
 - [Customer gets](#)
 - [At a discounted value](#)
 - [The maximum number of uses per order](#)

Cartzy has very straightforward configuration features for discounts. When you are creating a new discount in Cartzy, you have the following options at your disposal to choose from.

1. Fixed amount
2. Percentage discount (%)
3. Free shipping
4. Buy X get Y free

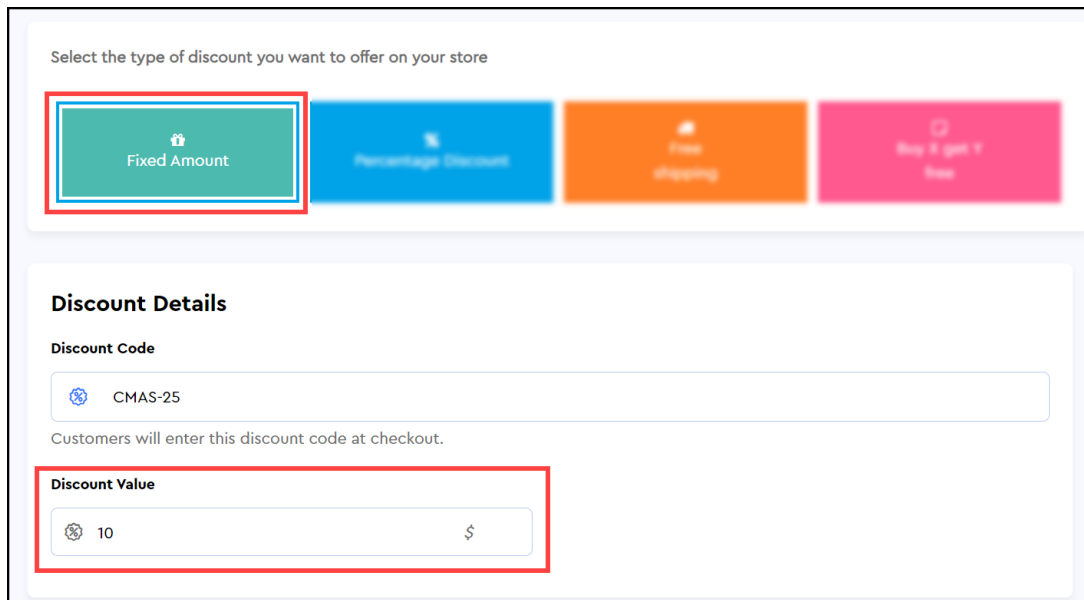


1. Fixed amount

You can create a fixed amount discount if you want to offer a discount of a fixed amount on a specific product, collection, or all the products. Select this discount type, and simply add the \$ amount that will be offered as a discount.

For example, \$10 off on all the products on the Christmas holiday sale.

You can configure other attributes and conditions of the fixed-amount discount as per the explanation given under common sections to fill up for each type of discount.



The screenshot shows a web interface for configuring discounts. At the top, it says "Select the type of discount you want to offer on your store". Below this are four buttons: "Fixed Amount" (green, highlighted with a red box), "Percentage Discount" (blue), "Free shipping" (orange), and "Buy 2 get 1 free" (pink). Below the buttons is a section titled "Discount Details". Under "Discount Code", there is a text input field containing "CMAS-25" and a note "Customers will enter this discount code at checkout." Below this is the "Discount Value" section, which has a text input field containing "10" and a dollar sign "\$" (this section is also highlighted with a red box).

2. Percentage discount (%)

You can create a percentage discount if you want to offer a percentage discount on a specific product, collection, or all the products. Select this discount type, and simply add the % value that will be offered as a discount.

For example, 12% off on all the products on the Christmas holiday sale.

You can configure other attributes and conditions of the percentage discount as per the explanation given under common sections to fill up for each type of discount.

Select the type of discount you want to offer on your store

Fixed Amount

**%
Percentage Discount**

Free shipping

Buy X get Y free

Discount Details

Discount Code

CMAS-25

Customers will enter this discount code at checkout.

Discount Value

12 %

3. Free shipping

You can configure a discount code to offer free shipping in a specific region or country. You can either create a free shipping discount for shipping to all the countries that are added to your store or where you ship products across the globe. Or, you can select a specific country or region where the orders will be shipped free of charge by using the discount code.

Select from the following two options:

1. All countries
2. Specific countries

ⓘ When creating a free shipping discount, you cannot select a specific product or a collection, the free shipping discount code will be valid for all the products that are available on your store.

All countries

Selecting this option will allow your customers to use the free shipping discount code regardless of their location/region/country as long as that region/country is added to the countries list on your store.

Select the type of discount you want to offer on your store

Fixed Amount

Percentage Discount

Free shipping

Buy X get Y free

Discount Details

Discount Code

CMAS-25

Customers will enter this discount code at checkout.

Countries

☒ All countries

☐ Specific Countries

☐ Exclude Shipping rate over a certain amount

Specific countries

Select this option if you are not charging any shipping cost from the customers of a specific region/country.



After selecting this option, you need to specify the free-shipping country by using the search bar or the **Browse** button. The selected country will be added to the list as shown in the image below.

☐ To remove a country from the free shipping list, simply click the **bin icon** against it.

☐ Even if you are specifying the countries for free shipping, the customers of that region must have a valid discount code to get the shipping cost waived from their order.

Countries

☐ All countries
 ☒ Specific Countries

Name ↓	Action
 United States	

Per Page 10

☐ Exclude Shipping rate over a certain amount

Exclude shipping rate over a certain amount

This is a very smart feature that helps you implement free shipping discounts intelligently from a business perspective.

If you checkmark this option, and define a minimum order price, then the free shipping discount will be valid only for orders that have a value equal to or greater than the amount defined here.

Example

- **Order amount entered in this field:** \$200
- **Customer's order value:** \$150 => The customer will not be able to avail the free shipping discount
- **Customer's order value:** \$200 or \$200+ => The customer will be able to avail the free shipping discount.

☒ Exclude Shipping rate over a certain amount

4. Buy X get Y free

This is the most tempting kind of discount scheme that you can set up to attract a wider range of customers. After all, everyone likes free things! **For example, Get 2 shirts, buy 1 free.**

Here, you need to configure two sections:

1. What does the customer buy? (The condition upon which a free product is offered)
2. What will be offered for free?

Select the type of discount you want to offer on your store

Fixed Amount


Percentage Discount

Free Shipping

Buy X get Y free

Discount Details

Discount Code

 CMAS-25

Customers will enter this discount code at checkout.

Customer buys

In this section, you can configure the products that if bought, the discount will be valid.

You can set up the product purchase condition in the following two ways:

1. **Minimum quantity of items** (usually for a specific product):
 - Check mark this option if you want to set up a condition on the quantity of the product purchase for the discount validity. Fill in the Quantity field.
2. **Minimum purchase amount** (usually for a specific product collection)

Minimum quantity of items	Minimum purchase amount
<p>Quantity Enter the quantity in digits, for example, 1.amount quantity</p> <p>Any item: Specific product <input type="checkbox"/>For the minimum quantity discount, selecting a specific product makes more sense than selecting the entire product collection.</p>	<p>Amount Enter the amount in USD for example, \$200.</p> <p>Any item: Specific collection <input type="checkbox"/>For the minimum purchase amount discount, selecting a specific collection makes more sense than selecting a specific product.</p>

The selected product/collection will be listed in the **Customer Buys** section as illustrated in

the image shared below. You can select multiple products/collections i.e., if the customer order has any of the following, the discount code will be valid for their order.

- The order has any of the specified products in the specified quantity.
- The ordered products belong to the specified collection, and the quantity of the products is equal to the specified quantity.
- The order value is equal to the specified minimum purchase amount, and the ordered products are either the specified products or belong to the specified product collection.

☐ You can click the bin icon to remove any selected product/collection from the discount validity condition.

Customer Buys

☒ Minimum quantity of items

☐ Minimum Purchase amount

Quantity



Any item

1

Specific Product

Search products

Browse

Name	Price	Vendor	Action
 "420" Xbox One S SMART Custom Rapid Fire Modded Controller. FPS Mods. COD	\$ 160.00	Vendor	

Per Page 10

< 1 >

Customer Buys

☐ Minimum quantity of items

☒ Minimum Purchase amount

Amount



Any item

\$ 200

Specific Collections

Search Collections

Browse

Name	Action
 Watches	

Per Page 10

< 1 >

Customer gets

This is a very straightforward configuration. You need to add the product the customer will get for free or at a discounted price upon purchasing a specific product that was selected under the section **“Customer buys.”**



- **Quantity:** Enter the quantity of the discounted/free product in digits. For example, 1.
- **Any item:** Select the product that will be offered for free or at a discounted price. The selected product will be listed in the **Customer Gets** section as illustrated in the image below. You can also select multiple products that can be offered for free or at a discounted rate.

Customer Gets



Customer must add the quantity of items specified below to their cart.


Quantity

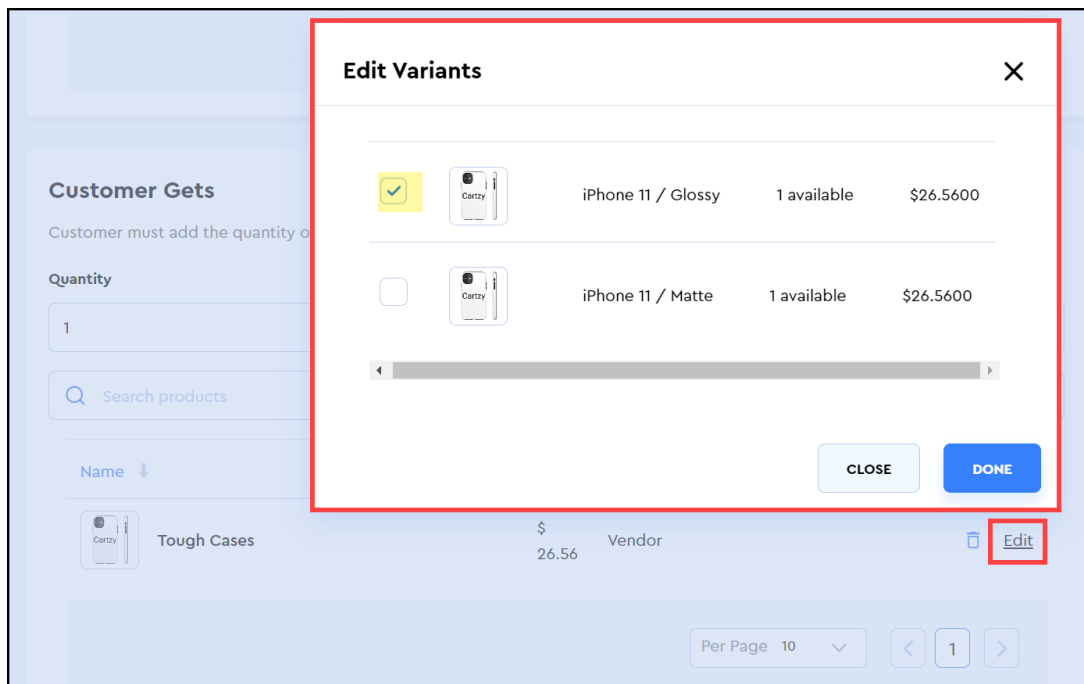
Any item

Name ↓	Price	Vendor	Action
 Tough Cases	\$ 26.56	Vendor	 Edit

Per Page 10

 **Edit:** The **Edit** option will be available against the selected product if the selected product has variants. You can then choose which of the variants you want to offer for free or at a discounted rate. Click **Done** upon selecting the desired product variant.



At a discounted value

The **Buy X get Y free** discount does not always have to offer a product entirely for free. You can play smart and offer a percentage discount on a specific product only if the main product is bought for full price.

For example, Buy X get Y at 10% discount.

- **Percentage:** Select this option if you want to offer a percentage discount on the second product. Enter the percentage value in the field. For example, 10.
- **Free:** Select this option if you want to offer the second product for free of cost along with the main product (selected under the **Customer Gets** section).

Customer Gets

Customer must add the quantity of items specified below to their cart.

Quantity

1

Any item

Specific Product

 Search products

Browse

Name ↓

Price

Vendor

Action



Tough Cases

\$
26.56

Vendor

 [Edit](#)

Per Page 10



1



AT A DISCOUNTED VALUE



Percentage



Free

% 10



Set the maximum number of uses per order

Customer Gets

Customer must add the quantity of items specified below to their cart.

Quantity

1

Any item

Specific Product

 Search products

Browse

Name ↓

Price

Vendor

Action



Tough Cases

\$
26.56

Vendor

 [Edit](#)

Per Page 10



1



AT A DISCOUNTED VALUE



Percentage



Free



Set the maximum number of uses per order

The maximum number of uses per order

This checkbox is the real catch when setting up the discount of the type “Buy X Get Y free.”

This checkbox, if checked, helps you control the discount application within an order.

Example

You configured the discount with the following settings

- **Quantity:** 1
- **Product:** A, B, C (three products)
- **Set the maximum number of uses per order:** 1

Now, a customer adds the following to their cart

- Product A - 1 (quantity)
- Product B - 2 (quantity)

How the discount should be applied to the above order?

According to the discount configurations, the discount will be applied only once to the order because the **maximum number of uses per order** is equal to **1**. The second product will be offered for free or at the discounted rate only once irrespective of the quantity of valid products added to the cart.

Customer Gets

Customer must add the quantity of items specified below to their cart.


Quantity

Any item

Specific Product

Search products

Browse

Name	Price	Vendor	Action
<div><div></div><div>Tough Cases</div></div>	\$ 26.56	Vendor	<div><div></div></div> Edit

Per Page 10

< 1 >

AT A DISCOUNTED VALUE

☒ Percentage

☐ Free

% 10

☒ Set the maximum number of uses per order

2